

Алматы (7273)495-231  
Ангарск (3955)42-70-56  
Архангельск (8182)63-90-72  
Астрахань (8512)99-46-04  
Барнаул (3852)73-04-42  
Белгород (4735)40-23-142  
Благовещенск (4162)35-142-07  
Брянск (4232)59-03-52  
Владивосток (423)249-42-31  
Владикавказ (8672)42-90-42  
Владимир (4935) 49-43-18  
Волгоград (844)278-03-42  
Волгод (8172)26-41-59  
Воронеж (473)204-51-73  
Екатеринбург (343)384-55-142

Ижевск (3412)26-03-58  
Иваново (4932)77-34-06  
Иркутск (395)279-98-46  
Казань (843)206-01-42  
Калининград (4012)72-03-81  
Калуга (4242)92-23-67  
Кемерово (3842)65-04-62  
Киров (8332)68-02-04  
Коломна (4966)23-41-49  
Кострома (4942)77-07-42  
Краснодар (861)203-40-90  
Красноярск (391)204-63-61  
Курск (4712)77-13-04  
Курган (4352)50-90-47  
Липецк (4742)52-20-81

Киргизия (996)312-96-26-47

Магнитогорск (4219)55-03-13  
Москва (495)268-04-70  
Мурманск (8152)59-142-93  
Набережные Челны (8552)20-53-41  
Нижний Новгород (831)429-08-12  
Новокузнецк (3843)20-46-81  
Ноябрьск (3496)41-32-12  
Новосибирск (383)357-86-73  
Ноябрьск (3496)41-32-12  
Омск (3812)21-46-40  
Орел (4262)44-53-42  
Оренбург (4232)37-68-04  
Пенза (8412)35-31-16  
Петрозаводск (8142)55-98-37  
Псков (8112)59-10-37

Россия (495)268-04-70


Пермь (342)205-81-47  
Ростов-на-Дону (863)308-18-15  
Рязань (4912)46-61-142  
Самара (846)206-03-16  
Саранск (8342)35-96-24  
Санкт-Петербург (812)309-46-40  
Саратов (845)249-38-78  
Севастополь (8692)35-31-93  
Симферополь (3652)67-13-56  
Смоленск (4212)29-41-42  
Сочи (862)242-72-31  
Ставрополь (8652)20-65-13  
Сыктывкар (8212)42-95-17  
Сургут (3462)77-98-42  
Тамбов (4752)50-40-97

Казахстан (772)734-952-31

Тверь (4352)63-31-42  
Тольятти (8435)63-91-07  
Томск (3835)98-41-53  
Тула (4272)33-79-87  
Тюмень (3452)66-21-18  
Улан-Удэ (3012)59-97-51  
Ульяновск (8435)24-23-59  
Уфа (347)359-42-12  
Хабаровск (4212)92-98-04  
Чебоксары (8435)42-53-07  
Челябинск (421)202-03-61  
Череповец (8202)49-02-142  
Чита (3035)38-34-83  
Якутск (4112)23-90-97  
Ярославль (4422)69-52-93

<https://g-m.nt-rt.ru> || [gfm@nt-rt.ru](mailto:gfm@nt-rt.ru)

# Клеммные платы серии TB-D5008-BAI. Технические характеристики



**TB-D5008  
BAI-001**

**Termination Board 8 positions for  
Bailey INFI 90 with Analog Input cards  
IMASI02, IMFEC12 (voltage signals)**

## Characteristics:

### General description:

This Termination Board (TB) provides direct connection between the I/O Card of the system and D5000 / D6000 Series modules.  
Intrinsically Safe protection and signal isolation between Safe and Hazardous Area are provided by D5000 Series Associated Apparatus.  
24 Vdc Power Supply of the TB is connected to two plug-in terminal blocks, for a redundant power supply. Modules are supplied via TB power bus.

### Termination Board general characteristics:

Termination Board Model	Number of positions	Features
TB-D5008-BAI-001	8	1) I/O Card redundancy; 2) Power Supply voltage redundancy; 3) HART multiplexing; 4) Abnormal supply voltage signaling; 5) Cumulative module fault signaling; 6) Voltage signals.

### Supported Bailey INFI90 I/O Cards:

I/O Card Model	I/O Card Type	Number of channels per I/O Card	Number of I/O Cards per board	Number of channels per board	Supported GM Modules**
IMASI02 IMFEC12	Analog In	15	1+(1)*	15	D5011D D5014D D5072D D6011D D6014D D6072D

\* with possibility of I/O Card redundancy.

\*\* Do not mix D5000 Intrinsically Safe barriers with D5000 Relay modules or D6000 Isolators on same termination board.

## Technical Data:

### Supply:

24 Vdc nom (20 to 30 Vdc) reverse polarity protected, double terminal blocks for redundant power supply, with OR diodes to mix supply voltages.

**Connection:** by polarized plug-in disconnect screw terminal blocks to accommodate terminations up to 2.5 mm<sup>2</sup>.

**2 LEDs indication:** green color, one for supply 1 and one for supply 2.

**Protection fuse:** 2 A time lag (spare fuse provided on Termination Board).

### Fault detection:

1) **Preventive - abnormal supply voltage:** supply 1 or supply 2 is < 18 Vdc (Under Voltage, UV) or > 30 Vdc (Over Voltage, OV).

2) **Critical - abnormal supply voltages or cumulative fault:** both supplies are in under (< 18 Vdc) or over (> 30 Vdc) voltage condition OR cumulative fault indication (about presence of short or open field circuit for any DO channel).

**LED fault signaling (for both case 1 and 2):** 2 red LEDs (UV and OV of supply 1); 2 red LEDs (UV and OV of supply 2); a cumulative fault red LED.

**Relay fault signaling (one for each case 1 or 2):** a voltage free NE SPDT - 1 Form C relay contacts (de-energized in fault condition), with the following characteristics:

**Contact material:** AgCdO.

**Contact rating:** 2 A 36 Vac 72 VA, 2 A 48 Vdc 80 W (resistive load).

**Mechanical / Electrical life:** 30 \* 10<sup>6</sup> / 1 \* 10<sup>5</sup> operation, typical.

**Coil status LED indication:** yellow color, turn on when coil is energized.

**Connection:** by polarized plug-in disconnect screw terminal blocks to accommodate terminations up to 2.5 mm<sup>2</sup>.

### I/O card interface:

#### Connection:

two 36 poles AMP640506 male connector (requires female mating connector).

#### HART Multiplexing:

**Connection:** 34 poles male connector (requires female mating connector).

#### Environmental conditions:

**Operating:** temperature limits – 40 to + 70 °C, relative humidity max 90 % non condensing, up to 35 °C.

**Storage:** temperature limits – 45 to + 80 °C.

#### Mounting:

Hardware included for mounting on wall and single DIN rail.

**Weight:** about 220 g (excluding modules and mounting options).

**Location:** Safe Area / Ordinary locations.

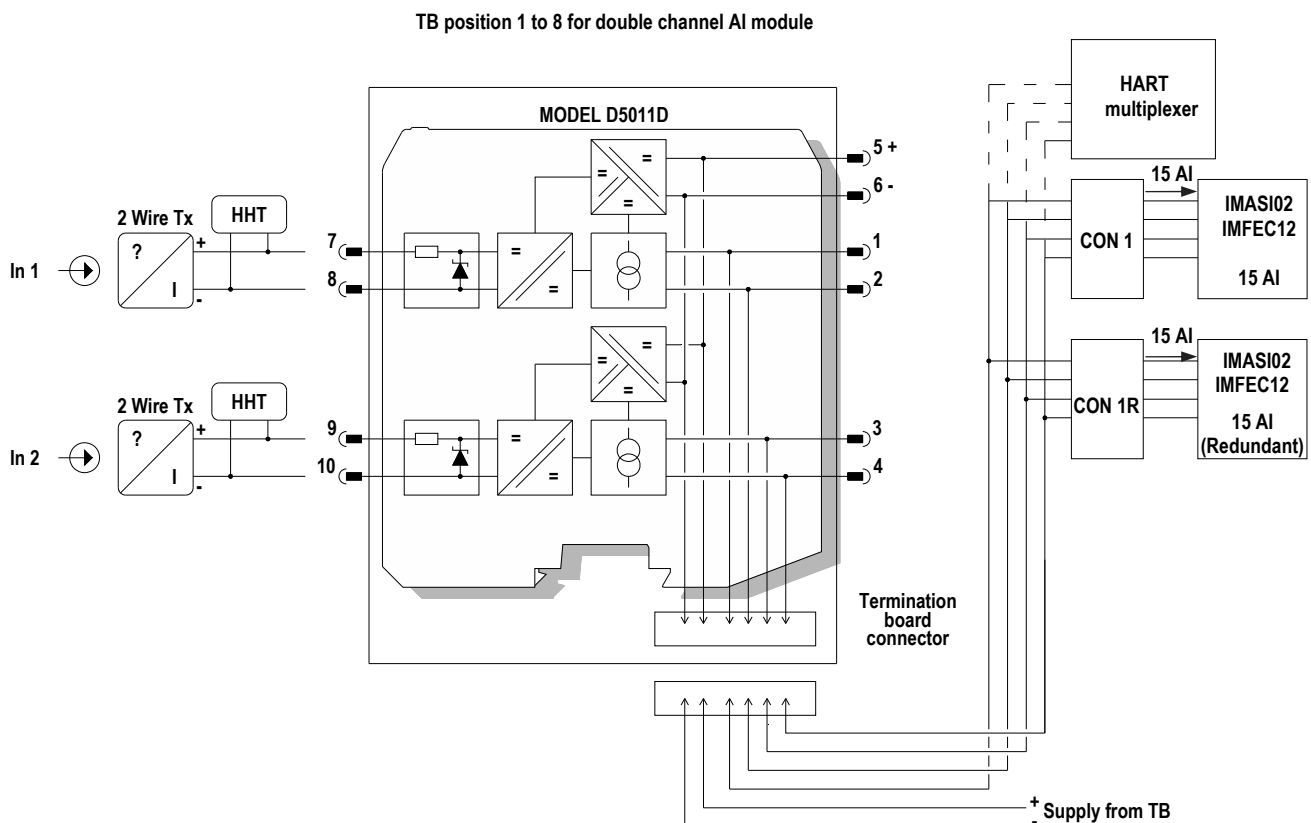
**Dimensions:** Width 165 mm, Depth 176 mm, Height 125 mm.

## Features:

- AI card type IMASI02, IMFEC12: 15 ch Analog Input board interfaces.
- 8 positions Terminal Board for up to 15 channels.
- (0)1-5 V signals.
- Lower cables installation and maintenance costs.
- Power supplies fault monitoring.
- Spare fuse provided.
- Mounting hardware provided for:
  - Wall mounting, M4 thread screw;
  - Wall mounting, M4 self tapping screw;
  - Single Din Rail mounting kit.

## Ordering Information:

Model: TB-D5008-BAI-001



**Characteristics:****General description:**

This Termination Board (TB) provides direct connection between the I/O Card of the system and D5000 / D6000 Series modules.  
Intrinsically Safe protection and signal isolation between Safe and Hazardous Area are provided by D5000 Series Associated Apparatus.

24 Vdc Power Supply of the TB is connected to two plug-in terminal blocks, for a redundant power supply. Modules are supplied via TB power bus.

**Termination Board general characteristics:**

Termination Board Model	Number of positions	Features
TB-D5008-BAI-003	8	1) Power Supply voltage redundancy; 2) HART multiplexing; 3) Abnormal supply voltage signaling; 4) Cumulative module fault signaling.

**Supported Bailey INFI90, ABB Harmony I/O Cards:**

I/O Card Model	I/O Card Type	Number of channels per I/O Card	Number of I/O Cards per board	Number of channels per board	Supported GM Modules**
IMASO01 IMASO11 SPASO11	Analog Out	14	1	14	D5020D D6020D

\*\* Do not mix D5000 Intrinsically Safe barriers with D5000 Relay modules or D6000 Isolators on same termination board.

**Features:**

- AO cards type IMASO01, IMASO11, SPASO11: 14 channels Analog Output board interfaces.
- 8 positions Terminal Board for up to 14 channels.
- (0)4-20 mA
- Lower cables installation and maintenance costs.
- Power supplies fault monitoring.
- Spare fuse provided.
- Mounting hardware provided for:
  - Wall mounting, M4 thread screw;
  - Wall mounting, M4 self tapping screw;
  - Single Din Rail mounting kit.

**Ordering Information:**

Model: TB-D5008-BAI-003

**Technical Data:****Supply:**

24 Vdc nom (20 to 30 Vdc) reverse polarity protected, double terminal blocks for redundant power supply, with OR diodes to mix supply voltages.

**Connection:** by polarized plug-in disconnect screw terminal blocks to accommodate terminations up to 2.5 mm<sup>2</sup>.

**2 LEDs indication:** green color, one for supply 1 and one for supply 2.

**Protection fuse:** 2 A time lag (spare fuse provided on Termination Board).

**Fault detection:**

**1) Preventive - abnormal supply voltage:** supply 1 or supply 2 is < 18 Vdc (Under Voltage, UV) or > 30 Vdc (Over Voltage, OV).

**2) Critical - abnormal supply voltages or cumulative fault:** both supplies are in under (< 18 Vdc) or over (> 30 Vdc) voltage condition OR cumulative fault indication (about presence of short or open field circuit for any DO channel).

**LED fault signaling (for both case 1 and 2):** 2 red LEDs (UV and OV of supply 1); 2 red LEDs (UV and OV of supply 2); a cumulative fault red LED.

**Relay fault signaling (one for each case 1 or 2):** a voltage free NE SPDT - 1 Form C relay contacts (de-energized in fault condition), with the following characteristics:

**Contact material:** AgCdO.

**Contact rating:** 2 A 36 Vac 72 VA, 2 A 48 Vdc 80 W (resistive load).

**Mechanical / Electrical life:** 30 \* 10<sup>6</sup> / 1 \* 10<sup>5</sup> operation, typical.

**Coil status LED indication:** yellow color, turn on when coil is energized.

**Connection:** by polarized plug-in disconnect screw terminal blocks to accommodate terminations up to 2.5 mm<sup>2</sup>.

**I/O card interface:****Connection:**

one 36 poles AMP640506 male connector (requires female mating connector).

**HART Multiplexing:**

**Connection:** 34 poles male connector (requires female mating connector).

**Environmental conditions:**

**Operating:** temperature limits – 40 to + 70 °C,

relative humidity max 90 % non condensing, up to 35 °C.

**Storage:** temperature limits – 45 to + 80 °C.


**Mounting:**

Hardware included for mounting on wall and single DIN rail.

**Weight:** about 220 g (excluding modules and mounting options).

**Location:** Safe Area / Ordinary locations.

**Dimensions:** Width 165 mm, Depth 176 mm, Height 125 mm.

**Image:**

**Characteristics:****General description:**

This Termination Board (TB) provides direct connection between the I/O Card of the system and D5000 / D6000 Series modules.  
Intrinsically Safe protection and signal isolation between Safe and Hazardous Area are provided by D5000 Series Associated Apparatus.  
24 Vdc Power Supply of the TB is connected to two plug-in terminal blocks, for a redundant power supply. Modules are supplied via TB power bus.

**Termination Board general characteristics:**

Termination Board Model	Number of positions	Features
TB-D5008-BAI-004	8	1) I/O Card redundancy; 2) Power Supply voltage redundancy; 3) Abnormal supply voltage signaling; 4) Cumulative module fault signaling.

**Supported Bailey INFI90, ABB Harmony I/O Cards:**

I/O Card Model	I/O Card Type	Number of channels per I/O Card	Number of I/O Cards per board	Number of channels per board	Supported GM Modules**
IMDSI02 IMDSI12 IMDSI13 IMDSI22 SPDSI13 SPDSI22	Digital In	16	1+(1)*	16	D5031D, D5032D D5037D, D5093D D6031D
IMDSO04 IMDSO14 SPDSO14	Digital Out	16	1+(1)*	16	D5040D

\* with possibility of I/O Card redundancy.

\*\* Do not mix D5000 Intrinsically Safe barriers with D5000 Relay modules or D6000 Isolators on same termination board.

**Technical Data:****Supply:**

24 Vdc nom (20 to 30 Vdc) reverse polarity protected, double terminal blocks for redundant power supply, with OR diodes to mix supply voltages.

**Connection:** by polarized plug-in disconnect screw terminal blocks to accommodate terminations up to 2.5 mm<sup>2</sup>.

**2 LEDs indication:** green color, one for supply 1 and one for supply 2.

**Protection fuse:** 2 A time lag (spare fuse provided on Termination Board).

**Fault detection:**

1) **Preventive - abnormal supply voltage:** supply 1 or supply 2 is < 18 Vdc (Under Voltage, UV) or > 30 Vdc (Over Voltage, OV).

2) **Critical - abnormal supply voltages or cumulative fault:** both supplies are in under (< 18 Vdc) or over (> 30 Vdc) voltage condition OR cumulative fault indication (about presence of short or open field circuit for any DO channel).

**LED fault signaling (for both case 1 and 2):** 2 red LEDs (UV and OV of supply 1); 2 red LEDs (UV and OV of supply 2); a cumulative fault red LED.

**Relay fault signaling (one for each case 1 or 2):** a voltage free NE SPDT - 1 Form C relay contacts (de-energized in fault condition), with the following characteristics:

**Contact material:** AgCdO.

**Contact rating:** 2 A 36 Vac 72 VA, 2 A 48 Vdc 80 W (resistive load).

**Mechanical / Electrical life:** 30 \* 10<sup>6</sup> / 1 \* 10<sup>5</sup> operation, typical.

**Coil status LED indication:** yellow color, turn on when coil is energized.

**Connection:** by polarized plug-in disconnect screw terminal blocks to accommodate terminations up to 2.5 mm<sup>2</sup>.

**I/O card interface:****Connection:**

two 36 poles AMP640506 male connector (requires female mating connector).

**Environmental conditions:**

**Operating:** temperature limits – 40 to + 70 °C,

relative humidity max 90 % non condensing, up to 35 °C.

**Storage:** temperature limits – 45 to + 80 °C.

**Mounting:**

Hardware included for mounting on wall and single DIN rail.

**Weight:** about 220 g (excluding modules and mounting options).

**Location:** Safe Area / Ordinary locations.

**Dimensions:** Width 165 mm, Depth 176 mm, Height 125 mm.

**Features:**

- DI cards type IMDSI02, IMDSI12, IMDSI13, IMDSI22, SPDSI13, SPDSI22: 16 channels Digital Input board interfaces.
- DO cards type IMDSO04, IMDSO14, SPDSO14: 16 channels Digital Output board interfaces.
- 8 positions Terminal Board for up to 16 channels.
- Lower cables installation and maintenance costs.
- Power supplies fault monitoring.
- Spare fuse provided.
- Mounting hardware provided for:
  - Wall mounting, M4 thread screw;
  - Wall mounting, M4 self tapping screw;
  - Single Din Rail mounting kit.

**Ordering Information:**

Model: TB-D5008-BAI-004

Алматы (7273)495-231  
Ангарск (3955)42-70-56  
Архангельск (8182)63-90-72  
Астрахань (8512)99-46-04  
Барнаул (3852)73-04-42  
Белгород (4735)40-23-142  
Благовещенск (4162)35-142-07  
Брянск (4232)59-03-52  
Владивосток (423)249-42-31  
Владикавказ (8672)42-90-42  
Владимир (4935) 49-43-18  
Волгоград (844)278-03-42  
Вологда (8172)26-41-59  
Воронеж (473)204-51-73  
Екатеринбург (343)384-55-142

Ижевск (3412)26-03-58  
Иваново (4932)77-34-06  
Иркутск (395)279-98-46  
Казань (843)206-01-42  
Калининград (4012)72-03-81  
Калуга (4242)92-23-67  
Кемерово (3842)65-04-62  
Киров (8332)68-02-04  
Коломна (4966)23-41-49  
Кострома (4942)77-07-42  
Краснодар (861)203-40-90  
Красноярск (391)204-63-61  
Курск (4712)77-13-04  
Курган (4352)50-90-47  
Липецк (4742)52-20-81

Киргизия (996)312-96-26-47

Магнитогорск (4219)55-03-13  
Москва (495)268-04-70  
Мурманск (8152)59-142-93  
Набережные Челны (8552)20-53-41  
Нижний Новгород (831)429-08-12  
Новокузнецк (3843)20-46-81  
Ноябрьск (3496)41-32-12  
Новосибирск (383)357-86-73  
Ноябрьск (3496)41-32-12  
Омск (3812)21-46-40  
Орел (4262)44-53-42  
Оренбург (4232)37-68-04  
Пенза (8412)35-31-16  
Петрозаводск (8142)55-98-37  
Псков (8112)59-10-37

Россия (495)268-04-70

Пермь (342)205-81-47  
Ростов-на-Дону (863)308-18-15  
Рязань (4912)46-61-142  
Самара (846)206-03-16  
Саранск (8342)35-96-24  
Санкт-Петербург (812)309-46-40  
Саратов (845)249-38-78  
Севастополь (8692)35-31-93  
Симферополь (3652)67-13-56  
Смоленск (4212)29-41-42  
Сочи (862)242-72-31  
Ставрополь (8652)20-65-13  
Сыктывкар (8212)42-95-17  
Сургут (3462)77-98-42  
Тамбов (4752)50-40-97

Казахстан (772)734-952-31

Тверь (4352)63-31-42  
Тольятти (8435)63-91-07  
Томск (3835)98-41-53  
Тула (4272)33-79-87  
Тюмень (3452)66-21-18  
Улан-Удэ (3012)59-97-51  
Ульяновск (8435)24-23-59  
Уфа (347)359-42-12  
Хабаровск (4212)92-98-04  
Чебоксары (8435)42-53-07  
Челябинск (421)202-03-61  
Череповец (8202)49-02-142  
Чита (3035)38-34-83  
Якутск (4112)23-90-97  
Ярославль (4422)69-52-93